

| Using MainCAT

| MAKING THE MOST OF GLADSTONE'S
LIBRARY'S ONLINE CATALOGUE

GLADSTONE'S LIBRARY CHURCH LANE, HAWARDEN, FLINTSHIRE CH5 3DF
www.gladstoneslibrary.org | enquiries@gladlib.org | +44 (0)1244 532350 | [f](#) [t](#) [@](#)

What is MainCAT?

MainCAT is the online catalogue of Gladstone's Library, allowing users to search across almost all our collections.

How is MainCAT different from GladCAT?

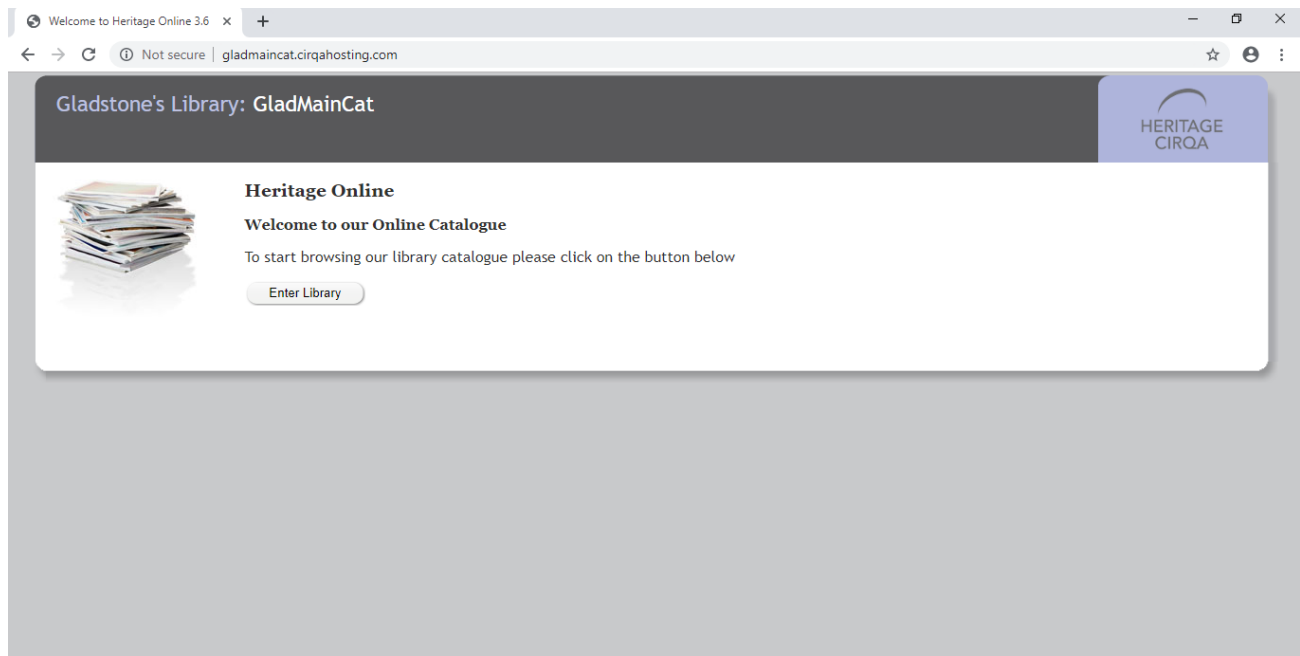
GladCAT contains only catalogue records for all books owned and read by W.E. Gladstone (see 'Guide to GladCAT' for more details on its history).

For hints and tips on using GladCAT, see the 'Using GladCAT: Making the Most of the Gladstone Reading Database' guide', also available as a pdf from our website.

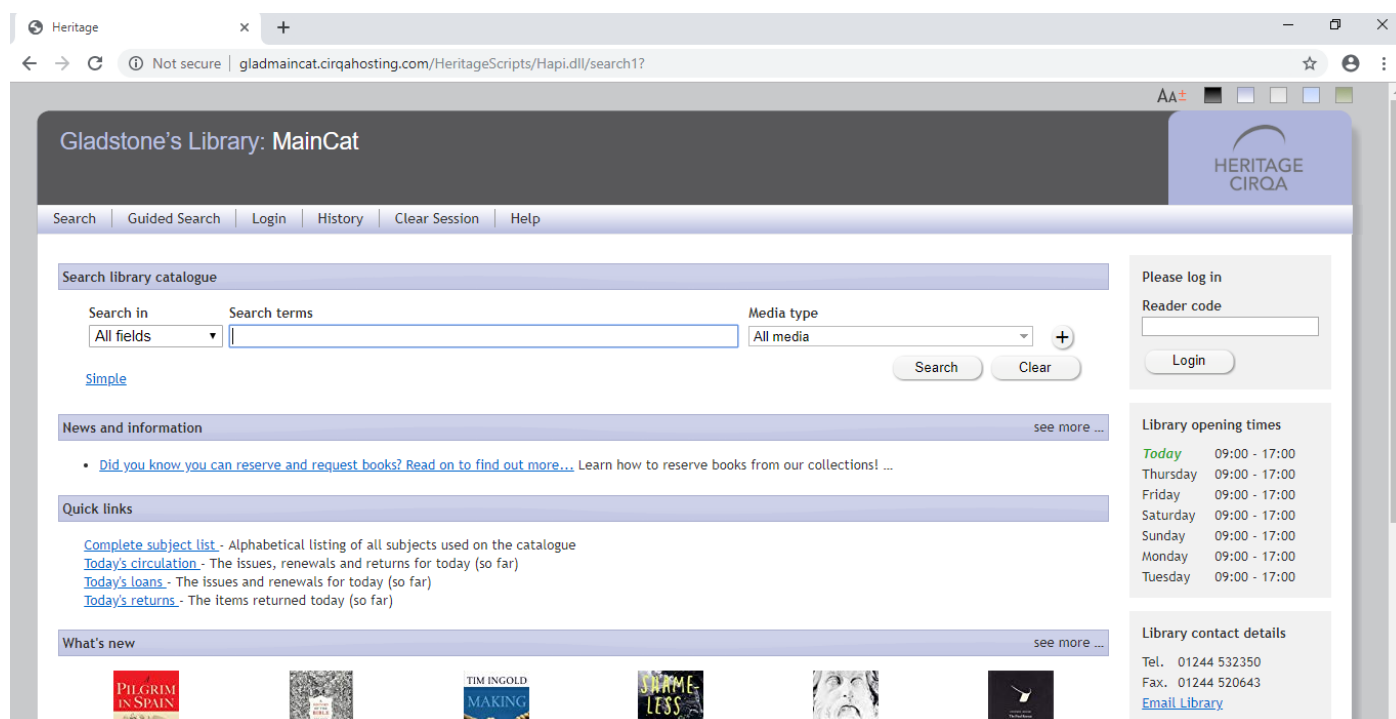
Getting Started

Open up the MainCAT page via a web browser: <http://gladmaintcat.cirqaHosting.com/>

The first page looks like this:



Click on 'Enter Library'. This takes you to the main search page, which looks like this:



This page gives you our main general search option, as well as 'advanced' searching options (guidance on this will be given below).

Do I need to Log in to Search?

No - searching and requesting items via MainCAT can all be done *without logging in* using the 'Please Log in' box on the right-hand side of the catalogue (see image above).

If you are a Reader or ReaderPLUS, you can enter your number (found on the front of your card) to access a personalised version of the catalogue. This allows you to save 'favourites' lists of items (see below for guidance on this). *N.B. Personalised features is still in development, and likely to change and expand over time.*

General Search

To perform a general search, type a search term (e.g. a keyword from a title, an author surname, or a subject) into the search box and press 'enter', or click on the magnifying glass

icon to the far right of the search box. MainCAT performs full-text searching across all catalogue records. The results you see show all instances of that term from across the catalogue.

Search Results & How to Read Them

In this example, you are looking for *The Nature of the Book* by Adrian Johns (Chicago, 1995). If you had typed 'Johns' in the search box, the results would look like this:

The screenshot shows a library search interface. At the top, there are navigation links: Search, Guided Search, Login, History, Clear Session, and Help. Below these are tabs for Summary, Detailed, and See Also. The search interface includes a search box with 'Johns' entered, a dropdown for 'All fields', and a dropdown for 'All media'. There are 'Search' and 'Clear' buttons. Below the search box, it says 'Search for Johns' and 'Results 1 - 10 of 260'. The results are displayed in a table with columns: No, Authors, Title, Location - Status, Class, and a checkbox. The table contains 8 rows of search results.

No	Authors	Title	Location - Status	Class	
1	Koet, B. J. (Bart J.) Wieringen, A. L. H. M. van (Archibald L. H. M.)	Multiple teachers in biblical texts	Theology Room, Available (1)	B 10/372	<input type="checkbox"/>
2	Baguley, Bridget	Meeting Jesus in John's gospel : seven encounters with women	Library Services, Available (1)	B 10.2/78	<input type="checkbox"/>
3	Lieb, Michael Mason, Emma Roberts, Jonathan	The Oxford handbook of the reception history of the Bible	Theology Room, Available (1)	B 10/358	<input type="checkbox"/>
4	Jackson, Donald	The Saint John's Bible / handwritten and illuminated by Donald Jackson, 7 v.	Theology Room Outsize, Available (7)	B 15.8/42	<input type="checkbox"/>
5	Pagels, Elaine H.	Revelations : visions, prophecy, and politics in the book of Revelation	Theology Room, Available (1)	B 56/129	<input type="checkbox"/>
6	Moyise, Steve	Jesus and scripture	Theology Room, Available (1)	B 41.3/112	<input type="checkbox"/>
7	Michaels, J. Ramsey	The Gospel of John	Theology Room, Available (1)	B 49/241	<input type="checkbox"/>
8	Barnstone, Willis	The restored New Testament : a new translation with commentary, including the Gnostic Gospels Thomas, Mary, and Judas	Theology Room, Available (1)	B 15/17	<input type="checkbox"/>

All search results are organised by year published, with the most recent first.

This search brings up all catalogue records with the word 'John' in them, including those with 'John's'. The results include the instances of the word in the title, author, or in the 'notes' section of each record.

The 'Location/Status' column shows you where the item is, and if it is available (i.e. on the shelves), if it is currently in use, or if it is either missing or in repair. The 'Classmark' column is the reference code given to all titles that tell you where it is on the shelves.

If you click on one of the results, a catalogue record looks like this:

The screenshot shows a library catalogue record for 'The Gospel of John' by J. Ramsey Michaels. The record is displayed in a search results interface. At the top, there is a search bar with 'Johns' entered and a 'Media type' dropdown set to 'All media'. The search results show 'Result 7 of 260'. The record details include:

- Title:** [The Gospel of John](#)
- Authors:** [J. Ramsey Michaels](#)
- Imprint:** Grand Rapids, Mich.: [Eerdmans](#), 2010
- Series:** [The New international commentary on the New Testament](#)
- Subjects:** [Gospels](#), [John](#), [Biblical Commentaries](#), [Biblical Interpretation](#)
- Notes:** (BIB) Includes bibliographical references (p. xvi-xxvii) and indexes. (CON) Introduction. The nature of John's gospel ; The authorship of the gospel ; Truth claims ; John and the other gospels ; The structure of John's gospel ; Location and date ; Theological contributions -- Text, exposition, and notes. Preamble : the light (1:1-5) ; The testimony of John (1:6-3:36) ; Jesus' self-revelation to the world (4:1-12:50) ; Jesus' self-revelation to the disciples (13:1-17:26) ; Verification of Jesus' self-revelation in his passion and resurrection (18:1-21:25).
- Citation:** Michaels, J. Ramsey. *The Gospel of John*. The New International Commentary on the New Testament. Grand Rapids, Mich.: Eerdmans, 2010.
- Price:**
- Collation:** xxvii, 1094 p. ; 25 cm.
- Language:**
- Reservers:**

At the bottom, there is a table with columns for Copy no., Loan type, Location, Status, Due date, and Shelfmark. The table shows one copy (1) with copy number T01667, loan type Standard loan, location Theology Room, status Available, and no due date or shelfmark.

On the right side of the record, there are several utility sections:

- Reader code:** A text input field and a 'Login' button.
- Results:** Links for [Print](#), [Email](#), [Download](#), and [Request](#).
- Display:** A 'Sort by' dropdown menu set to 'Publication year, Class', a 'Change display' button, and a 'Toggle highlight' button.
- Library opening times:** A table showing opening hours for each day of the week:

Day	Opening Time
Today	09:00 - 17:00
Thursday	09:00 - 17:00
Friday	09:00 - 17:00
Saturday	09:00 - 17:00
Sunday	09:00 - 17:00
Monday	09:00 - 17:00
Tuesday	09:00 - 17:00

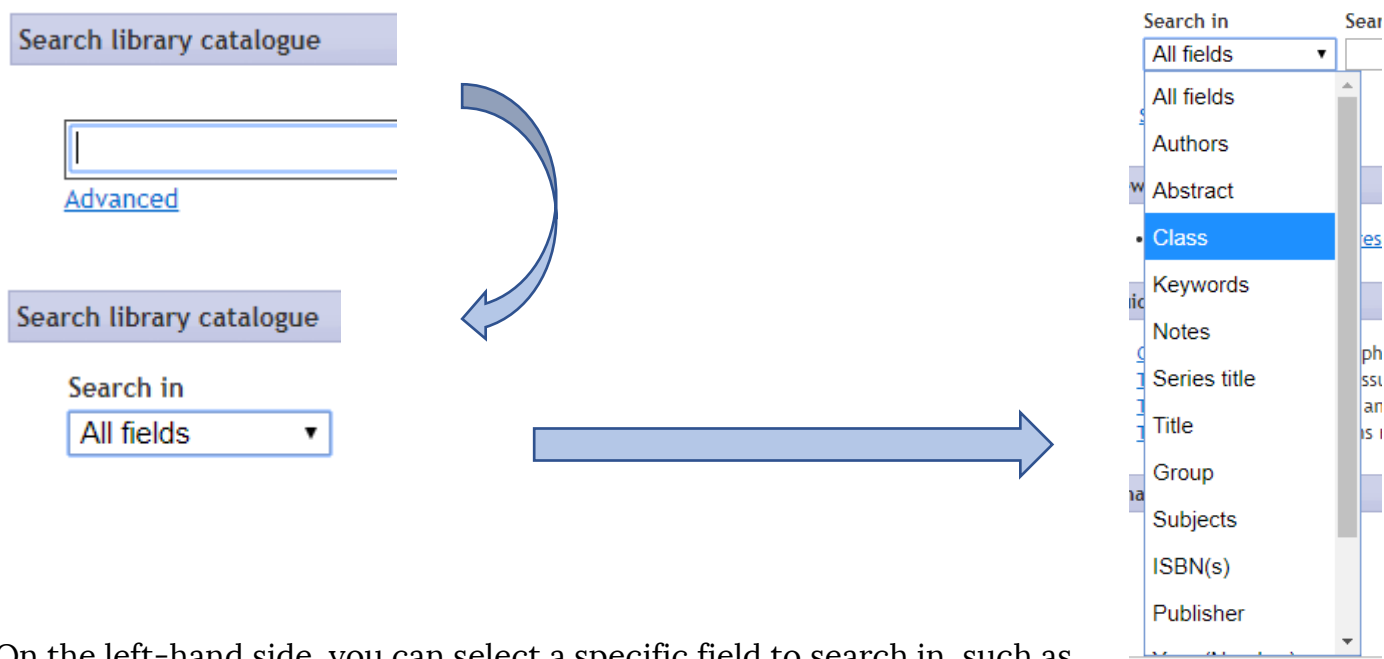
Any element of the catalogue record in blue is a hyperlink that can be clicked on. This will list all results for term given, e.g. by author or subject.

The Class-mark in a catalogue record is in the top-right corner (in this example, it is B 49/241). This is the code you need to find the item on shelves. Also take note of the location of the item, which is found on the bottom of the record ('Theology Room', in this instance). Many (though not all) catalogue records, such as this one, also provide further information about the item, e.g. a contents page.

If you cannot find what you are looking for via a general search, or do not want to scroll through pages of results to find what you are looking for, you can do an *advanced search*.

Advanced Search

If you would like to perform a more specific search, or search for multiple criteria, click 'advanced' below the main search box.



On the left-hand side, you can select a specific field to search in, such as author, title, or year published (see above).

You can also specify the 'media type' you would like to see included in the results, e.g. book, pamphlet, DVD, and so on (see below). This is particularly useful if you are searching for a journal or periodical title, especially those with generic titles (e.g. *Theology*, *Journal of Ecclesiastical History*). In this case, tick 'journal', then type the title of the journal you are looking for, omitting 'the' or 'and'.

To search for multiple criteria, e.g. all books printed between 1950 and 2000 on the Gospel of John, press the '+' icon on the right-hand side of the search box. Then input your search terms.

Search in	Search terms	Media type	
All fields ▼	<input type="text"/>	All media ▼	AND ▼
All fields ▼	<input type="text"/>	All media ▼	+ -
Simple		<input type="button" value="Search"/>	<input type="button" value="Clear"/>

Searching for Specific Collections

Many of the unique and distinctive collections held by the library have been catalogued for searching on MainCAT, including:

A.M. Allchin Archive (*Class-mark prefix: AMA*)

Esther de Waal Archive (EDW)

Fairhurst Eschatology Collection (Fair/)

Moorman Franciscan Collection (MFC/)

Richard L. Hills History of Technology Collection (HIL/)

Teilhard de Chardin Collection (TDC/)

David Sheppard Collection (SHEP/)

You can search for titles in each of these collections using their class-mark prefixes given above. A full list can be found on the collections guide, available [on our website](#).

Searching for W.E. Gladstone or the Gladstone Family

As you can imagine, Gladstone's Library holds one of the world's largest collections of materials about W.E. Gladstone.

All books by or about Gladstone and the wider Gladstone family have the class-mark "M 34.9 G". Search for this (including the quotation marks) to bring up results of all titles in this class-mark.

Gladstone is also indexed as both an author and a keyword. Selecting a catalogue record by or about W.E. Gladstone will allow you to click one of these hyperlinked terms.

Search Hints and Tips

MainCAT performs ‘full text’ searches, which means that if you enter a search term into the general search box, it will provide results with all instances of the search term.

- *Use quotation marks:* If your search term contains more than one word, place it in quotation marks, e.g. “nature of the book” would bring up Adrian Johns’s *The Nature of the Book*; a search for *nature of the book* without quotation marks would give results of *all* catalogue records with those words in (2,211 results).
- *Author searches:* If you are looking for titles by a particular author, search for their name in quotation marks, surname first, e.g. “Alter, Robert”, “Jantzen, Grace”.
- *Titles printed before 1800:* MainCAT arranges results from all searches in order of publication, most recent first. If you are looking for a title printed before 1800, try clicking ‘last’ in the search results to see the oldest printed items we have. Almost anything listed as ‘Closed Access’ would be a pre-1800 item.
- *Wildcard searching:* To expand your search within a narrow field, try adding an asterisk to the end of your search term, e.g. *theol** would bring results containing the words ‘theology’, ‘theologians’, ‘theological’, and so on (it is particularly useful gathering results of both singular and plural words).

Complete Subject List

If you would rather browse our holdings by subject, you can do so via the MainCAT front page. Click on ‘Complete Subject List’ to be taken to the alphabetical listing of all subjects by which each catalogue record has been indexed.

Click on a subject heading to see all our holdings for that subject area.

Requesting Items

If you would like to request and reserve an item to use on your next visit, you can do so via MainCAT. Select ‘request’ from the options on the right-hand side. This takes you to the screen below:

Summary
Detailed
See Also
Email Results

Email Results

Email details

From (email address)

Subject [OPAC] Please reserve these books for me ▼

Message

No	Authors	Title	Class
1	Johns, Adrian	The nature of the book: print and knowledge in the making	U 80/JOH

Enter your email address in the 'From' box; an additional message is polite but optional. The list of titles that will be requested via email are at the bottom of the screen (this example gives one book).

You should receive a same-day reply from a member of library staff to acknowledge your request. If you have not received a reply, please email library@gladlib.org directly.

N.B. The option to 'send books to me' given in the drop-down list is unfortunately not currently available.

Favourites Lists (Reader/ReaderPLUS Only)

If you are a Reader or ReaderPLUS, you can log in to MainCAT using the 'Enter Reader Code'. Once logged in, you can create a list of 'favourite' titles that you can refer to each time you log in, as well as save frequent searches.

For guidance on saving lists and searches, click on 'Help' on the top row, and follow the guidance given.

Items in Restricted Areas

Items listed as held in the following locations are not on open shelves but require staff retrieval:

Closed Access

Muniments Room

Robinson Room

Sea of Faith

Stephen Gladstone Hall

To consult these items, please complete a 'Request to Read Restricted Items' form and return to a member of Library Staff. Forms are available on the Enquiry Desk and [on our website](#).

Microfilm

If an item has the class-mark 'M/F', this item is on microfilm. Please fill out a 'Restricted Items' form and return to Library Staff. Please allow half an hour from request submission to viewing microfilm items.

Requests submitted after 4.30pm will be ready for 9.30am the following day (weekdays only).
Access to microfilm items is not currently available on weekends.

Further Help

If you need further help or assistance with using the online catalogue, or have any other queries about the library and our collections, contact the library team via email:

library@gladlib.org or telephone our Main Reception on 01244 532 350.

www.gladstoneslibrary.org/reading-rooms/reading-rooms

READING ROOM OPENING TIMES:

Residents/ReaderPLUS: Daily, 9am-10pm.

Readers: Mon-Sat, 9am-5pm.

The Reading Room Enquiry Desk is staffed Daily 9am-5pm (weekend staffing varies).